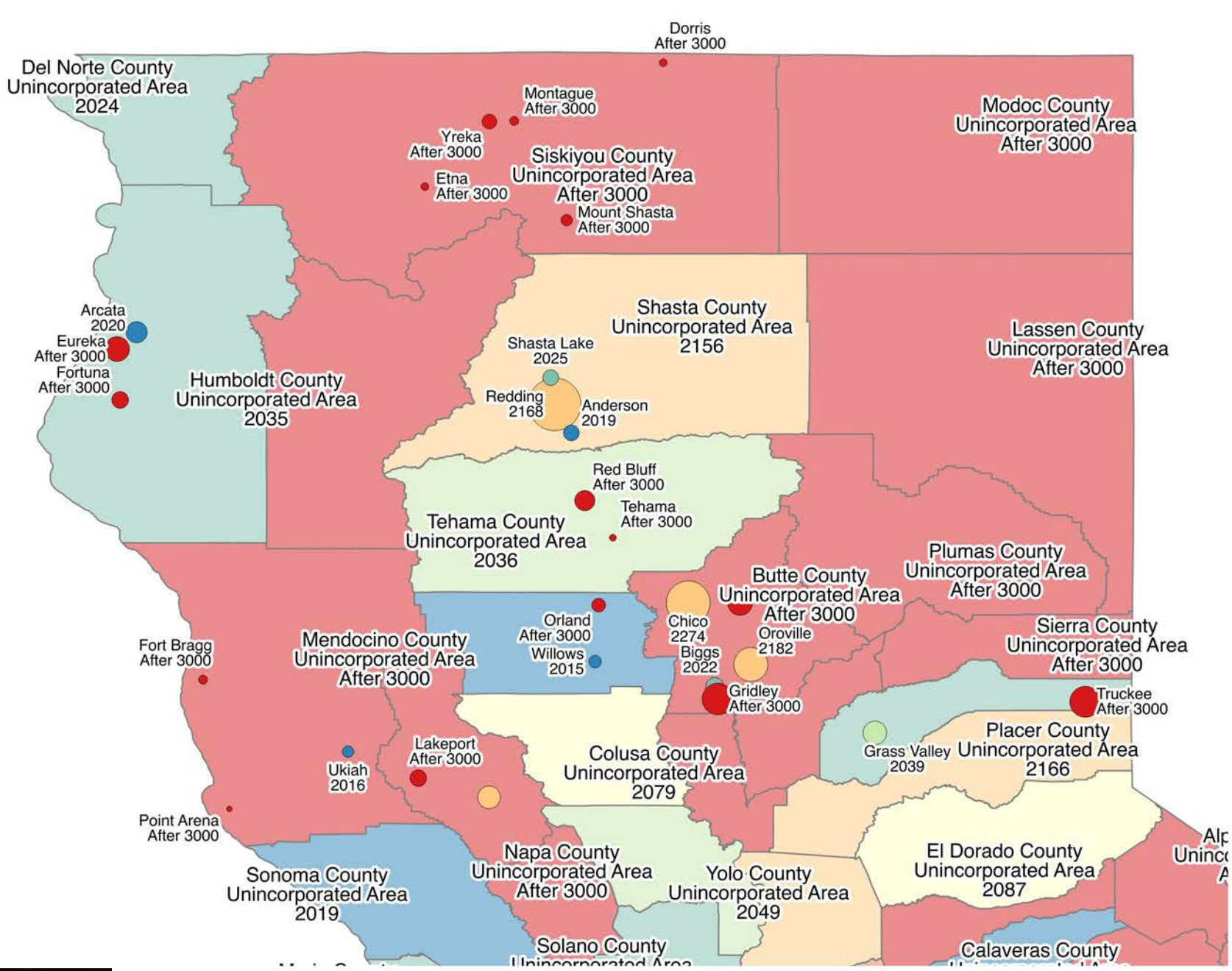


Very Low Income RHNA Allocation and Progress Northern California Region



Northern California

- Before 2022
- 2022 - 2035
- 2035 - 2050
- 2050 - 2100
- 2100 - 2300
- 2300 - 3000
- After 3000

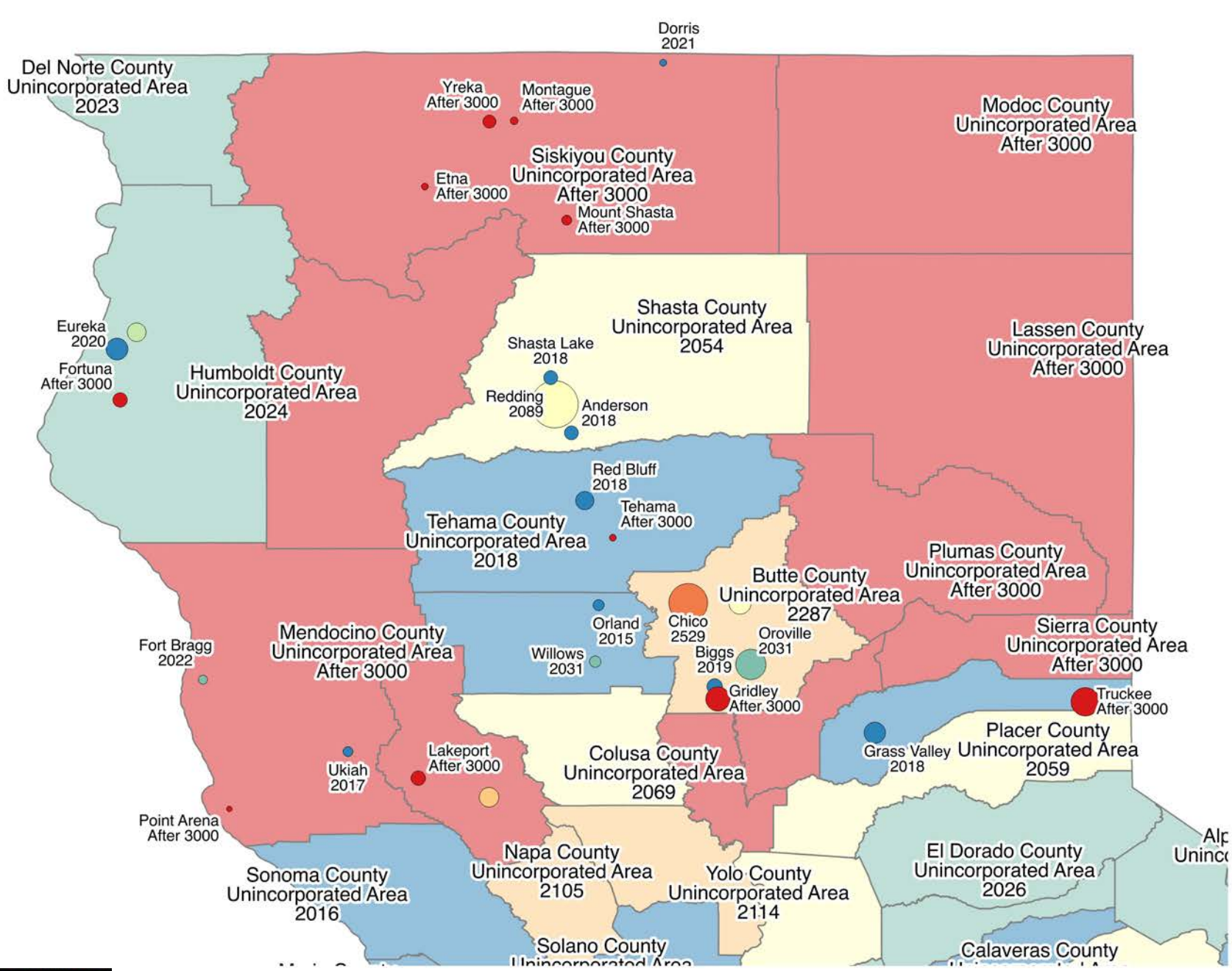
Unincorporated Area

- Before 2022
- 2022 - 2035
- 2035 - 2050
- 2050 - 2100
- 2100 - 2300
- 2300 - 3000
- After 3000

Source: California Department of Housing and Community Development. Analysis by Beacon Economics.
 Note: Jurisdictions with zero units permitted has been labeled with "After 3000" as expected year of completion.
 Bubble sizes correspond to the number of units assigned in the current RHNA cycle. County corresponds to unincorporated county area.



Low Income RHNA Allocation and Progress Northern California Region



Northern California

- Before 2022
- 2022 - 2035
- 2035 - 2050
- 2050 - 2100
- 2100 - 2300
- 2300 - 3000
- After 3000

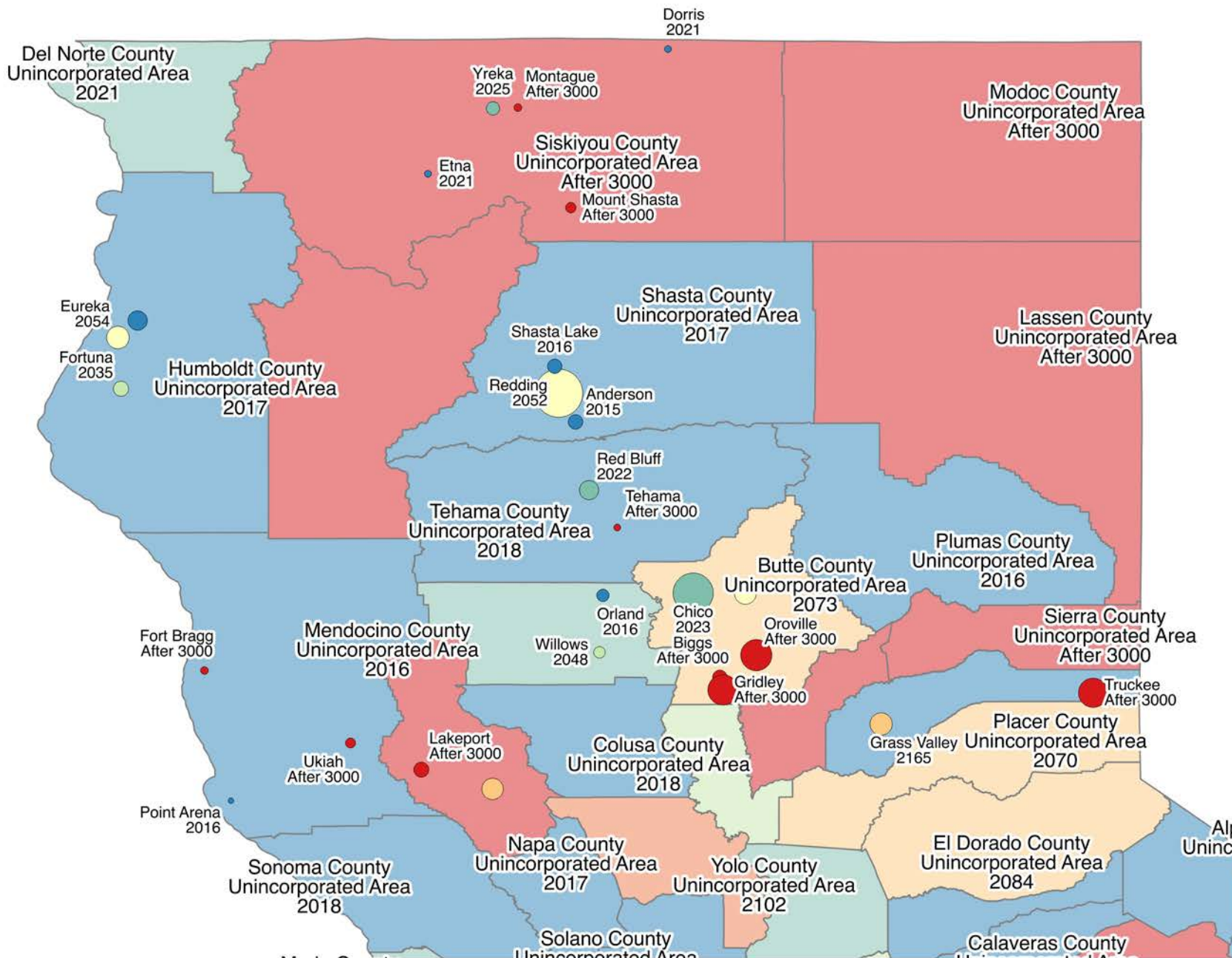
Unincorporated Area

- Before 2022
- 2022 - 2035
- 2035 - 2050
- 2050 - 2100
- 2100 - 2300
- 2300 - 3000
- After 3000

Source: California Department of Housing and Community Development. Analysis by Beacon Economics.
 Note: Jurisdictions with zero units permitted has been labeled with "After 3000" as expected year of completion.
 Bubble sizes correspond to the number of units assigned in the current RHNA cycle. County corresponds to unincorporated county area.



Moderate Income RHNA Allocation and Progress Northern California Region



Northern California

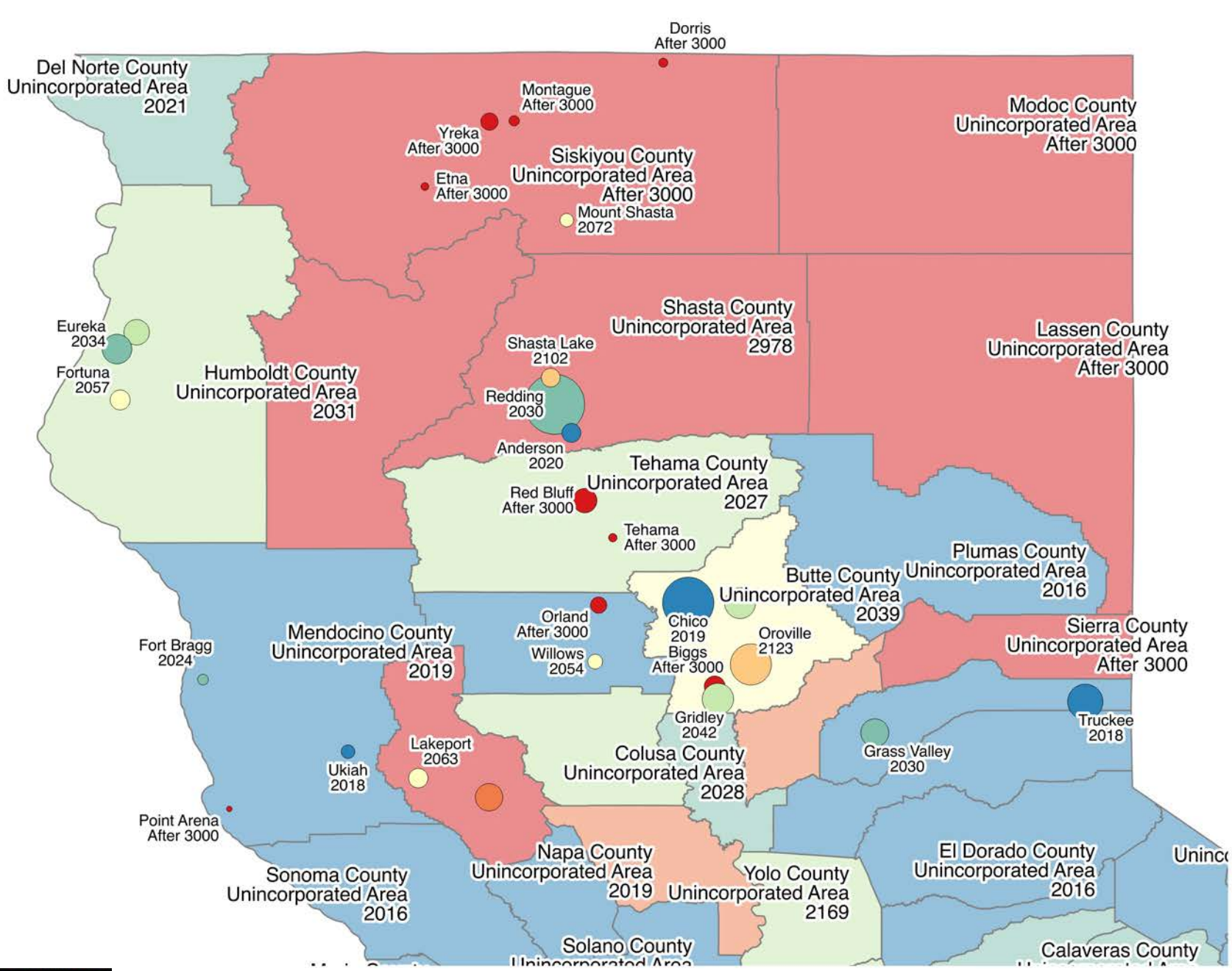
- Before 2022
- 2022 - 2035
- 2035 - 2050
- 2050 - 2100
- 2100 - 2300
- 2300 - 3000
- After 3000

Unincorporated Area

- Before 2022
- 2022 - 2035
- 2035 - 2050
- 2050 - 2100
- 2100 - 2300
- 2300 - 3000
- After 3000

Source: California Department of Housing and Community Development. Analysis by Beacon Economics.
 Note: Jurisdictions with zero units permitted has been labeled with "After 3000" as expected year of completion.
 Bubble sizes correspond to the number of units assigned in the current RHNA cycle. County corresponds to unincorporated county area.

Above Moderate Income RHNA Allocation and Progress Northern California Region



Northern California

- Before 2022
- 2022 - 2035
- 2035 - 2050
- 2050 - 2100
- 2100 - 2300
- 2300 - 3000
- After 3000

Unincorporated Area

- Before 2022
- 2022 - 2035
- 2035 - 2050
- 2050 - 2100
- 2100 - 2300
- 2300 - 3000
- After 3000

Source: California Department of Housing and Community Development. Analysis by Beacon Economics.
 Note: Jurisdictions with zero units permitted has been labeled with "After 3000" as expected year of completion.
 Bubble sizes correspond to the number of units assigned in the current RHNA cycle. County corresponds to unincorporated county area.

